

Mr Wright's Class

Week 1

Writing Lesson 1 Spellings

Chose 5 spellings write them out 3 times and then put them into sentences.

February

fruit

group

guide

heard

heart

century

circle

complete

continue

describe

different

accidentally

address

arrive

believe

bicycle

build

Writing Lesson 2

Can you write what each of these words mean and an example to go with them?



Today as a class we are going to look at, recap, revisit or discover for the first time what is meant by 'word classes' and understand that every single word has a different meaning, importance or class.

A word class simply means, what is the function of this word.
Let's have a go!

Let's create our own understanding of the word classes

NOUN

ADJECTIVES

VERBS

ADVERBS

Writing Lesson 3

The colour monster story!

This is the Colour Monster. Today he woke up feeling confused, and he doesn't know why. Are you all mixed up again, Colour Monster?

Your emotions don't work well when they're all jumbled up. You should try to separate them, and put each into its own jar. If you like, I can help you. Let's try to make sense of how you feel.

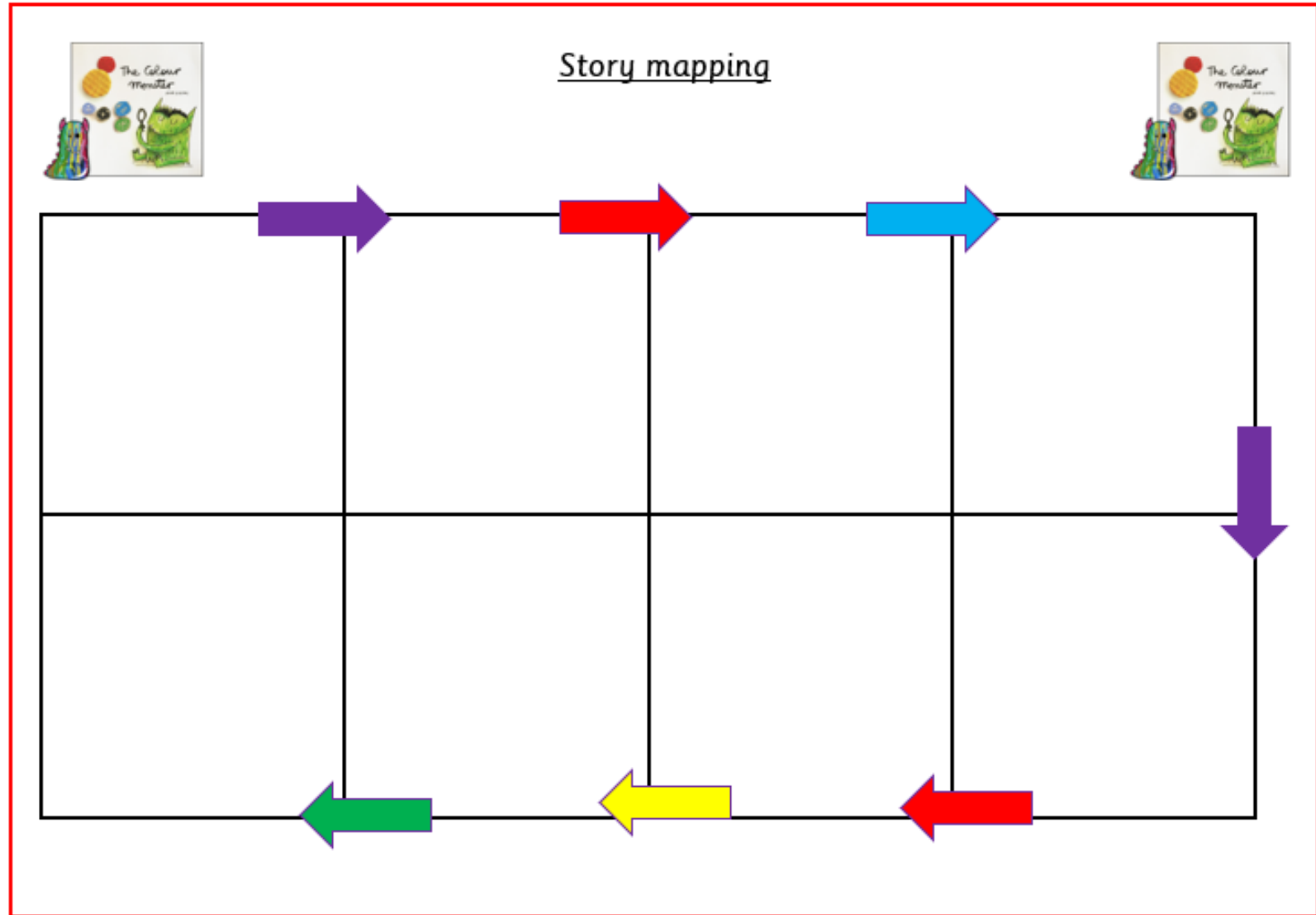
This is anger. It burns red like a fire and is hard to stamp out. When you're angry, life can feel unfair. Sometimes you want to take out your anger on others. But I'll be nice to you, Colour Monster, and your anger will disappear.

This is fear. It hides and runs away like a mouse in the night. When you're afraid, you feel tiny. You think you don't have the courage to face the grey shadows. But I can help you find your way.

Now you can rest Colour Monster! All your feelings are in the right place. See? Don't you feel much better?

Writing Lesson 4

Can you retell the book the colour monster by using your story map skills.



Writing Lesson 5

Lets start to write our own story.

The Colour Monster a story about emotions	
This is the Colour Monster. Today he woke up feeling confused, and he doesn't know why.	
Are you all mixed up again, Colour Monster? Your emotions don't work well when they're all jumbled up. You should try to separate them, and put each into its own jar. If you like, I can help you. Let's try to make sense of how you feel.	

Using your story map continue the story ensuring you include everything in the writers toolbox.

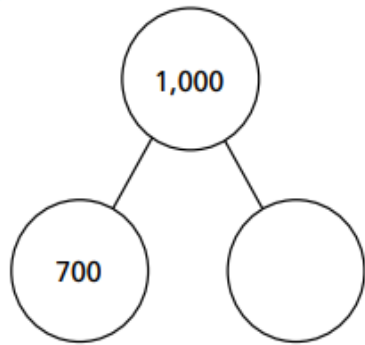
Did I...

	Child	Friend
Capital letters	<input type="checkbox"/>	<input type="checkbox"/>
Full stops	<input type="checkbox"/>	<input type="checkbox"/>
Adjectives	<input type="checkbox"/>	<input type="checkbox"/>
Verbs	<input type="checkbox"/>	<input type="checkbox"/>

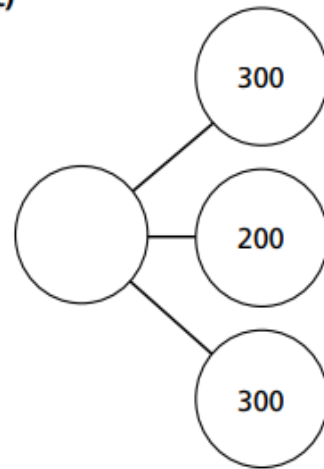
Maths Lesson 1

Complete the part-whole models.

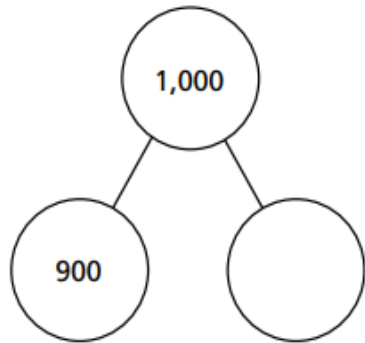
a)



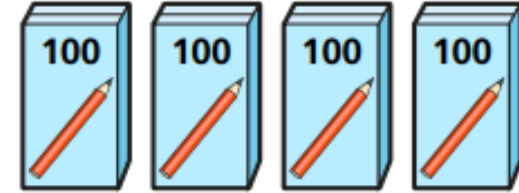
c)



b)



Kim has 400 pencils.



She buys 5 more boxes of pencils.

How many pencils does she have now?

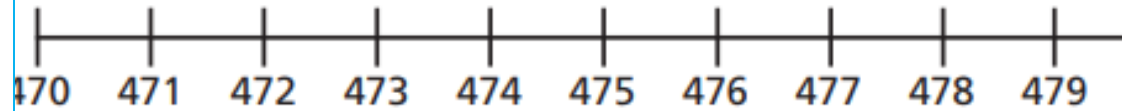
The answer is 700

How many questions can you think of that add hundreds or subtract hundreds to make 700?

Maths Lesson 2

Complete the calculations.

Use the number line to help if you need to.



a) $475 + 1 =$

b) $475 - 1 =$

$475 + 2 =$

$475 - 2 =$

$475 + 3 =$

$475 - 3 =$

$475 + 4 =$

$475 - 4 =$

Here is a number.

H		T		O	
100	100	10	10	1	1
100	100	10	10	1	
100	100	10			

a) Add 4 ones to the number.

What is the answer?

b) Tom says if you subtract 2 ones from the number, you get 633

What mistake has Tom made?

Put the digit cards in the correct place in each calculation.

Use all 4 cards each time.

1 3 6 9

+ = 397

- = 133

Maths Lesson 3

a) Circle the calculations with an answer that ends in a zero.

$426 + 6$

$422 + 5$

$427 + 3$

$429 + 1$

$420 + 8$

$423 + 7$

b) Write the missing digits.

$376 + \square = 380$

$53_ + 5 = 540$

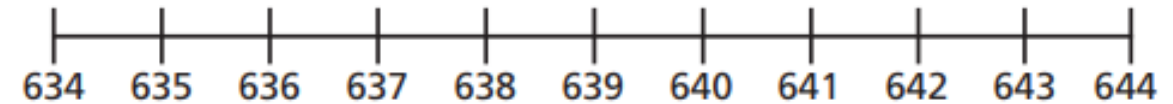
$219 + \square = 220$

$2 + 65_ = 660$

Work out these additions.

Use two jumps on the number lines.

a) $635 + 8 = \square$



b) $242 + 9 = \square$

Mo has £232 in his bank account.

Rosie has £237 in her bank account.

Mo puts £9 into his bank account.




Rosie puts some money into her account.

Now they both have the same amount of money.

How much did Rosie put into her account?

Maths Lesson 4

Eva has made this number.

Hundreds	Tens	Ones
		

a) What number has Eva made?

b) Eva subtracts 40 from her number.

Write a subtraction to show what Eva has done.

 -

c) What is the answer to the subtraction?

Use base 10 to help you complete the number sentences.

a) $146 + 30 =$

b) $146 - 30 =$

c) $146 + 50 - 50 =$

Here is a subtraction.

$$487 - 50 = 482$$

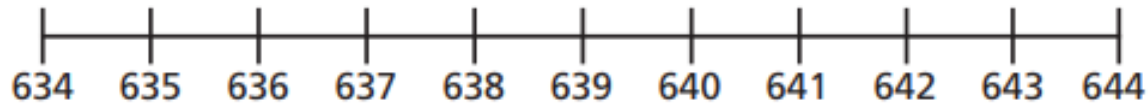
What mistake has been made?

Maths Lesson 5

Work out these additions.

Use two jumps on the number lines.

a) $635 + 8 =$



b) $242 + 9 =$

Circle the calculations with an answer that ends in a zero.

$426 + 6$

$422 + 5$

$427 + 3$

$429 + 1$

$420 + 8$

$423 + 7$

Write the missing digits.

$376 + \square = 380$

$53_ + 5 = 540$

$219 + \square = 220$

$2 + 65_ = 660$

Mo has £232 in his bank account.

Rosie has £237 in her bank account.

Mo puts £9 into his bank account.

Rosie puts some money into her account.

Now they both have the same amount of money.

How much did Rosie put into her account?

Handwriting Lesson 1



Words to practise

dad
had
back
and
get
big

Handwriting Lesson 2



Words to practise

him

his

not

got

up

mum

Handwriting Lesson 3



Words to practise

them
with
see
for
now
down

Handwriting Lesson 4



Words to practise

went
it's
from
children
just
help

Handwriting Lesson 5



Words to practise

said
have
like
so
do
some

Reading

Bug Club or Purple Mash
Session 1

Reading

Bug Club or Purple Mash
Session 2

Theme

Draw a picture of an erupting volcano and label it.





Science

Log into Purple Mash go to the Science page and complete an activity in the animals section.



Jigsaw

To write a personal goal.

<p>What will help me to achieve my goal?</p>	 <p>My goal is</p> <hr/> <hr/> <hr/> <hr/>	<p>Who will help me to achieve my goal?</p>
<p>What might I find difficult?</p>	 <p>I will achieve my goal by:</p>	<p>How will I get past any difficulties?</p>